

# THANK YOU FOR YOUR PURCHASE!



Did you know that when you leave feedback on TPT you earn credits towards future purchases?

★★★★★ Extremely satisfied

I truly appreciate your feedback to help my little store grow.

## LET'S BE FRIENDS

Access my  
Freebie  
Library

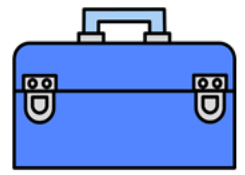
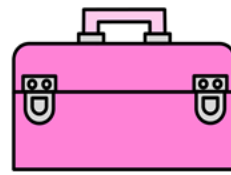

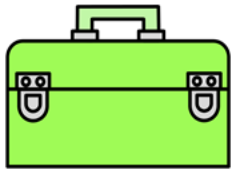
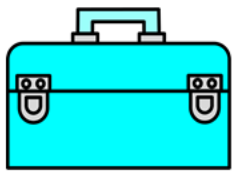


Stay updated on new product announcements (they are 50% off for the first 24 hrs posted!) by following me on TPT, checking out my website, and subscribing to my newsletter.



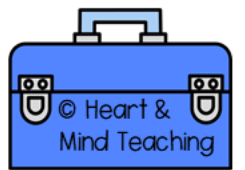
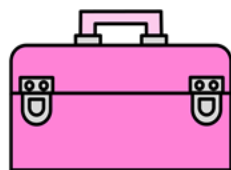
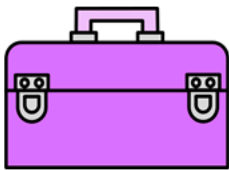
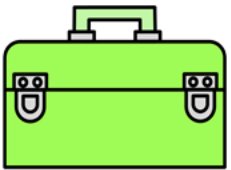
If you have any questions or concerns please email me at:  
[heartandmindteaching@gmail.com](mailto:heartandmindteaching@gmail.com)

♥  
*Ashley*

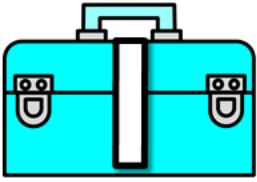


# BEHAVIOR TOOLBOX

## Indifferent



# BEHAVIOR TOOLBOX



## Indifferent

### What it looks like

- \*Student does not seem interested in anything that is going on in the classroom.
- \*He/she does not often show emotion.
- \*Student listens to what is being said by the teacher, but does not actually respond.
- \*No matter the teacher efforts, he/she is not motivated to care or take action.
- \*This student may be quiet or loud, capable or a slow learner.
- \*Often says things like "Do whatever you want, it does not matter to me." or "I don't care about any of this."
- \*When described by others, he/she is explained as someone who just does not care.
- \*This student uses the indifferent attitude as a form of defense from fear of failure.
- \*The teacher feels helpless and angered when dealing with this student's indifference.

**Indifferent**

# BEHAVIOR TOOLBOX



## Indifferent

### What to do

\*Regularly provide this student with opportunities to be more involved in the classroom and lessons. Look for areas that may be of interest to this student.

\*Build a relationship with the student in order to influence them in a positive direction, otherwise they will likely see you as part of the problem. This student needs to feel that you are interested in them and that you believe in them. Combat their initial skepticism and doubt with kindness, patience, and persistence.

\*Attempt to find out if the indifference is only school related or in other areas of their life. This involves getting input from the parent. If the student appears indifferent in all areas of their life, refer to the School Counselor.

\*The student must be able to recognize the problem and want to change, this is key to helping the student.

\*When you are talking to the student, if they appear indifferent, start asking them questions to keep them engaged in the conversation or discussion. Let the student talk, and listen to them.

\*Speak to the student in private and not when they are being reprimanded for failure to do something. During your conversation, place the indifferent student in a position to make a decision. The best way to do this is to ask rather than tell. Ask questions, even when you don't get answers. When the student fails to answer a question, ask another quickly. Don't volunteer or suggest an answer if he/she doesn't know. Your concern is not with the answers themselves, but merely with the fact that the student is answering. Allow the student to express himself/herself.

## Indifferent

# BEHAVIOR TOOLBOX



## Indifferent

### What NOT to do

\*Do not be discouraged when you are attempting to involve the student in the classroom more and initial efforts are rejected, keep trying.

\*Do not take this behavior personally, it is not aimed at you, it has to do with the student.

\*Do not do anything that will make it more difficult for this student to change.

\*Do not use sarcasm or mock this student, this will make the problem worse.

\*Do not get angry with this student. He/she really does not care and that is sad. It should cause concern and worry, not hostility.

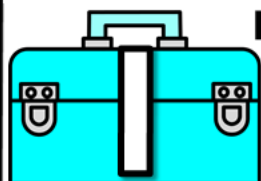
\*Do not fail to realize how much this student needs you, they are highly at risk if they do not find something to care about or be involved in.

\*Do not neglect to realize that this student has a real need for success, academically and personally.

## Indifferent

# BEHAVIOR TOOLBOX

## Indifferent Quick Guide



### what it looks like

- \*Student does not seem interested in anything that is going on in the classroom.
- \*He/she does not often show emotion.
- \*Student listens to what is being said by the teacher, but does not actually respond.
- \*No matter the teacher efforts, he/she is not motivated to care or take action.
- \*Often says things like "Do whatever you want, it does not matter to me." or "I don't care about any of this."



### what to do

- \*Regularly provide this student with opportunities to be more involved in the classroom and lessons. Look for areas that may be of interest to this student.

\*Build a relationship with the student in order to influence them in a positive direction.. This student needs to feel that you are interested in them and that you believe in them. Combat their initial skepticism and doubt with kindness, patience, and persistence.


\*When you are talking to the student, if they appear indifferent, start asking them questions to keep them engaged in the conversation or discussion. Let the student talk, and listen to them.

\*Speak to the student in private and not when they are being reprimanded for failure to do something. During your conversation, place the indifferent student in a position to make a decision. The best way to do this is to ask rather than tell. Ask questions, even when you don't get answers. When the student fails to answer a question, ask another quickly. Don't volunteer or suggest an answer if he/she doesn't know. Your concern is not with the answers themselves, but merely with the fact that the student is answering



### what NOT to do

- \*Do not be discouraged when you are attempting to involve the student and initial efforts are rejected, keep trying.
- \*Do not get angry with this student. He/she really does not care and that is sad. It should cause concern and worry.
- \*Do not fail to realize how much this student needs you, they are highly at risk if they do not find something to care about or be involved in.

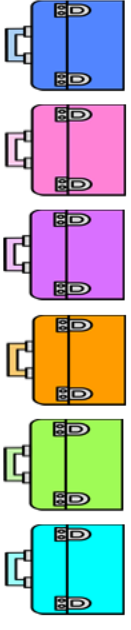


## Indifferent

### What to do (Cont.)

student talk, and listen to them.

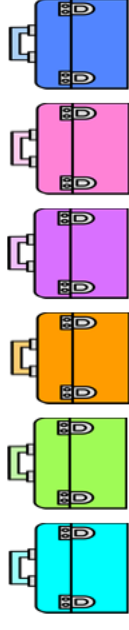
\*Speak to the student in private and not when they are being reprimanded for failure to do something. During your conversation, place the indifferent student in a position to make a decision. The best way to do this is to ask rather than tell. Ask questions, even when you don't get answers. When the student fails to answer a question, ask another quickly. Don't volunteer or suggest an answer if he/she doesn't know. Your concern is not with the answers themselves, but merely with the fact that the student is answering. Allow the student to express himself/herself.

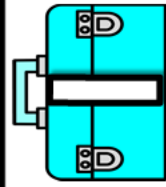


# BEHAVIOR TOOLBOX

## Indifferent

"A change in  
behavior  
begins with a  
change in  
the heart."





## Indifferent

### What it looks like

- \*Student does not seem interested in anything that is going on in the classroom.
- \*He/she does not often show emotion.
- \*Student listens to what is being said by the teacher, but does not actually respond.
- \*No matter the teacher efforts, he/she is not motivated to care or take action.
- \*This student may be quiet or loud, capable or a slow learner.
- \*Often says things like "Do whatever you want, it does not matter to me." or "I don't care about any of this."
- \*When described by others, he/she is explained as someone who just does not care.
- \*This student uses the indifferent attitude as a form of defense from fear of failure.
- \*The teacher feels helpless and angered when dealing with this student's indifference.



## Indifferent

### What to do

- \*Regularly provide this student with opportunities to be more involved in the classroom and lessons. Look for areas that may be of interest to this student.
- \*Build a relationship with the student in order to influence them in a positive direction, otherwise they will likely see you as part of the problem. This student needs to feel that you are interested in them and that you believe in them.
- Combat their initial skepticism and doubt with kindness, patience, and persistence.
- \*Attempt to find out if the indifference is only school related or in other areas of their life. This involves getting input from the parent. If the student appears indifferent in all areas of their life, refer to the School Counselor.
- \*The student must be able to recognize the problem and want to change, this is key to helping the student.
- \*When you are talking to the student, if they appear indifferent, start asking them questions to keep them engaged in the conversation or discussion. Let the .... (Continues on the flap)



## Indifferent

### What NOT to do

- \*Do not be discouraged when you are attempting to involve the student in the classroom more and initial efforts are rejected, keep trying.
- \*Do not take this behavior personally, it is not aimed at you, it has to do with the student.
- \*Do not do anything that will make it more difficult for this student to change.
- \*Do not use sarcasm or mock this student, this will make the problem worse.
- \*Do not get angry with this student. He/she really does not care and that is sad. It should cause concern and worry, not hostility.
- \*Do not fail to realize how much this student needs you, they are highly at risk if they do not find something to care about or be involved in.
- \*Do not neglect to realize that this student has a real need for success, academically and personally.

# CHECK THESE OUT

CLICK ON THE PICTURES TO GET A CLOSER LOOK.



This product and **49** others are included in this Bundle →



**COUNSELOR**  
**Collab**  
— with Laura & Ashley —



Would you like to spend less time browsing for resources and lesson planning, and more time serving students? Let Laura from [Music City Counselor](#) and Ashley from [Heart and Mind Teaching](#) do the work for you!

**CLICK TO COLLAB**

## MEMBER PERKS

- ♥ Data-driven resources by theme.
- ♥ \$35+ value of ready-to-use materials.
- ♥ Lessons, group curriculums, forms, & activities.
- ♥ Tier 1, 2, and 3 research-based resources.
- ♥ No contracts, cancel anytime.



# THANK YOU

FOR SUPPORTING MY LITTLE SHOP.

Hi there! I'm Ashley- a School Counselor, curriculum developer, blogger, and mama to two young boys. I have a passion for creating fun and engaging resources for Counseling and Social Emotional Learning.

## LET'S BE FRIENDS

Ashley

Access my  
Freebie  
Library



## FOLLOW FOR EXCLUSIVE SAVINGS

New products are 50% off for 24hrs.

**CLICK HERE**

★ HOW CAN YOU EARN TPT CREDITS? When you leave feedback, TpT rewards you with credits that you can use toward future purchases.

## ACCESS MY FREEBIE LIBRARY

Join my Newsletter to be informed of all future added freebies.

**I WANT FREEBIES**

# TERMS OF USE

© Heart and Mind Teaching, 2017, 2024. All rights reserved. Purchase of this item entitles the purchaser the right to reproduce for classroom, personal, and google classroom use only. Use in multiple classrooms, requires the purchase of additional licenses. Redistribution or duplication of this product is strictly forbidden without the written permission of the publisher. Copying any part of this product and placing it on a publicly accessible website is strictly forbidden and is a violation of the Digital Millennium Copyright Act (DMCA). You may post this for single-classroom use on a password protected student site such as google classroom. **You may NOT post my products on any public, for-profit, or commercial websites or entities, such as Outschool.** Please do not sell or distribute any part of this as your own. Thank you for abiding by universally accepted codes of professional ethics while using this product.



If you have any questions or concerns please email me at:

[heartandmindteaching@gmail.com](mailto:heartandmindteaching@gmail.com)

## CREDITS

